



Post MD Education

UNIVERSITY OF TORONTO

Carolina Rios

Project Manager, Learner Systems
Integration

Elentra – Key Statistics to date



Tasks & Results Dashboard

Start Assessment

Assessment Tasks

Tasks Completed on Me

My Completed T

Search Tasks...



Delivery Start



Delivery End



+ Apply Filters

× Remove Filters

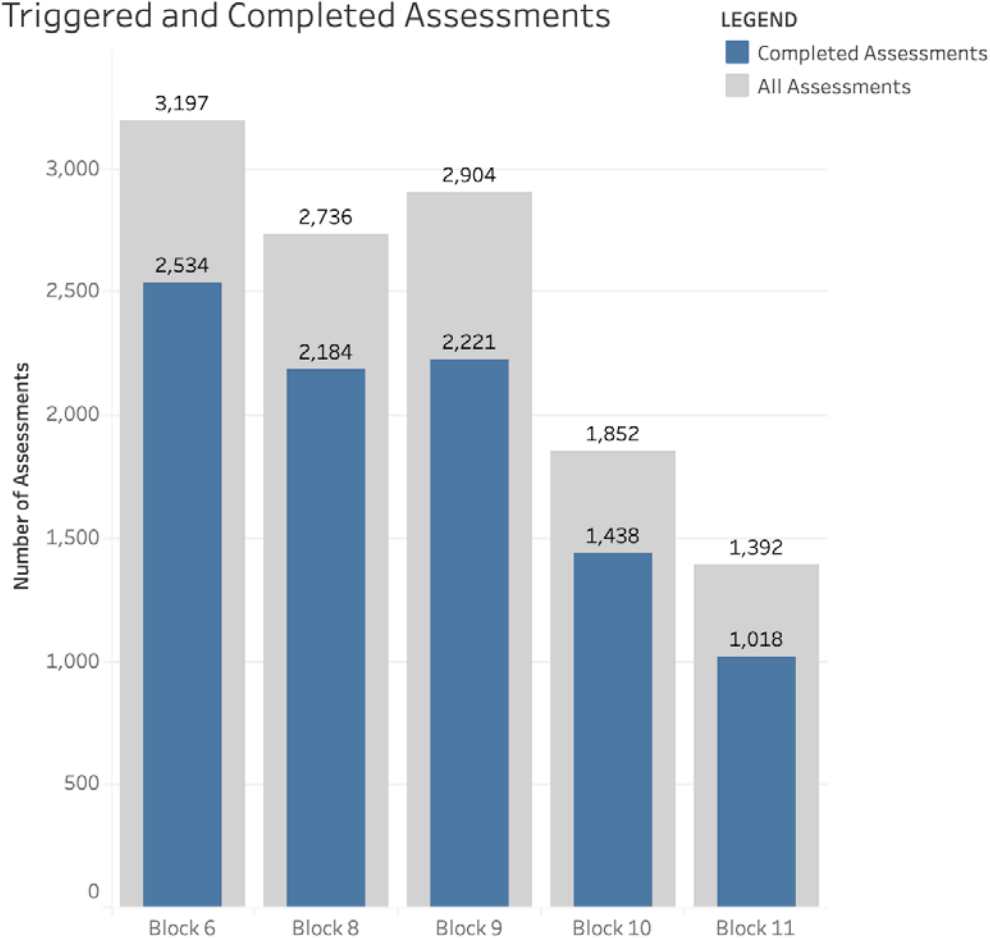
Assessment Tasks

You currently have no Assessments to complete.

- Almost **29,000** EPA assessments completed (approx. 80%)
 - 2018-2019 -> 5,000
 - 2019-2020 -> 24,000
- An additional **11,000** Fieldnotes in Family Medicine over same period

EPA Assessment Completion Analysis – Impact of COVID-19 (All Programs)

Triggered and Completed Assessments

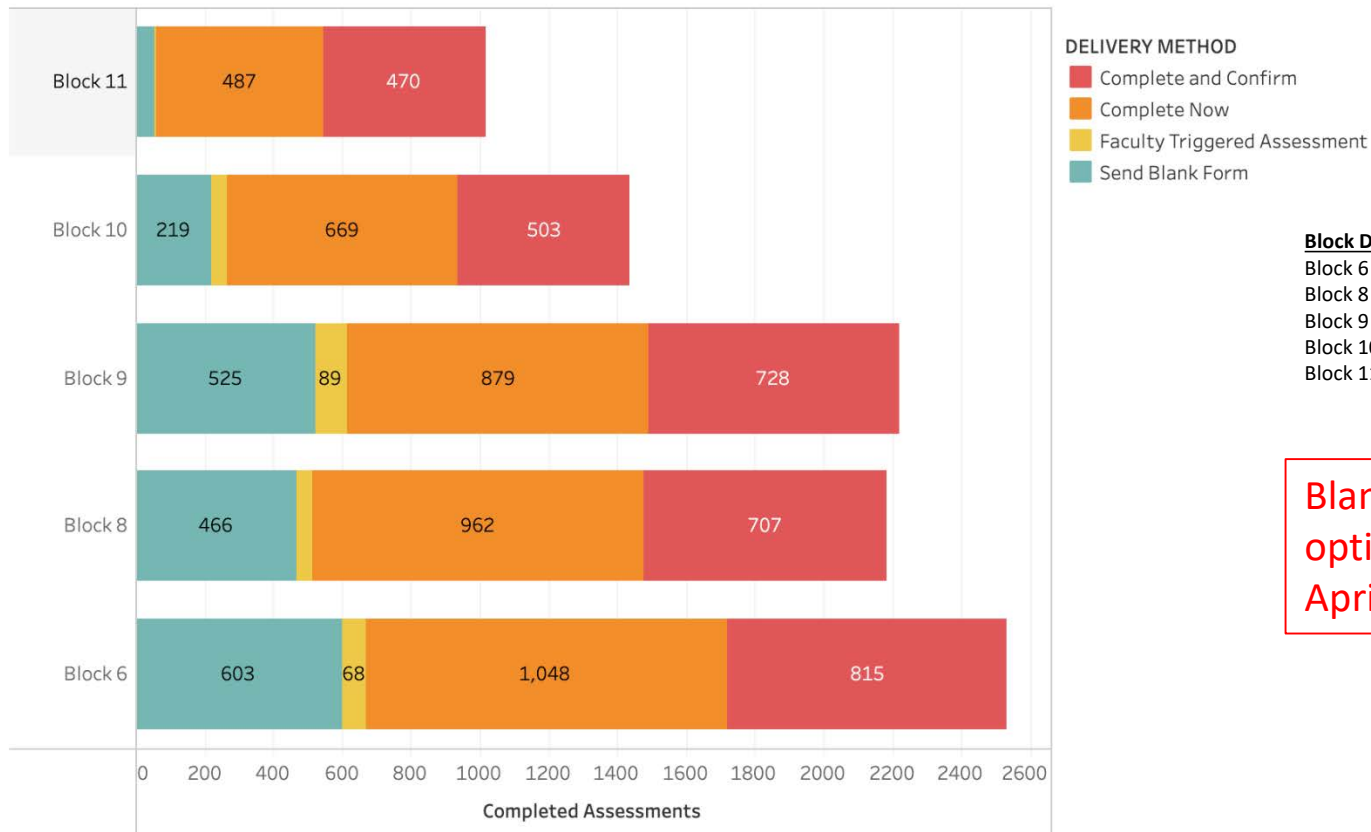


Block Dates

Block 6 (Nov 18, 2019 to Dec 15, 2019)
Block 8 (Jan 13, 2020 to Feb 9, 2020)
Block 9 (Feb 10, 2020 to Mar 8, 2020)
Block 10 (Mar 9, 2020 to Apr 5, 2020)
Block 11 (Apr 6, 2020 to May 3, 2020)

EPA Assessment Completion Analysis by Delivery Method

Number of Assessments by Delivery Method



Block Dates
 Block 6 (Nov 18, 2019 to Dec 15, 2019)
 Block 8 (Jan 13, 2020 to Feb 9, 2020)
 Block 9 (Feb 10, 2020 to Mar 8, 2020)
 Block 10 (Mar 9, 2020 to Apr 5, 2020)
 Block 11 (Apr 6, 2020 to May 3, 2020)

Blank form
 option removed
 April 15

Feedback – Elentra Helpdesk Inquiries

- **1,684** email inquiries to mededhelp.postmd@utoronto.ca since July 2018
- **15%** Tier 1 IT useability (toggle account, assistance with bookmarks, updating email, etc)
- **13.2% UtorID** and password requests
- **13%** access and permissions
- **6%** escalated to Tier 2 technical issues

Tableau – Reporting for Competency Committees

- **Streamlined Design**
 - Cohort Overview
 - Trainee Overview
- EPA and Contextual Variable **Targets** included
- **Frequency** of reporting:
 - a week prior to Competency Committee Meetings
- Includes **narrative comments** and **hyperlink** to original form in Elentra
- Includes a **longitudinal/time** series performance graph
- **60 dashboards** prepared in 2019-20



Elentra – Plans for 2020

- On demand Faculty Assessment and Rotation Evaluation
- Clinical Experience and Distribution Module (Rotation Scheduling) will be available in the Admin dropdown menu – permitted for pilot programs
- Piloting of Assessment Plan (to replace Tableau dashboards) with selected programs in summer/fall
- EPA Expiry will be implemented
- New Reports/Data Extracts

Rotation Schedule and CBME

Clinical Experience

EPA Version
















Version 1

Objective Mapping – NICU

Changes to EPA counts and badges will be reflected upon refreshing the page.

Successfully switched objective priority.

0 of 24 EPAs Mapped to this Rotation (0%)

	Objective	Priority	Likelihood
	D1 <small>Mapped to 10 rotation(s)</small>		
	D2 <small>Mapped to 13 rotation(s)</small>		
	F1 <small>Mapped to 18 rotation(s)</small>		
	F2 <small>Mapped to 21 rotation(s)</small>		
	F3 <small>Mapped to 10 rotation(s)</small>		

Rotation Schedule and CBME

Center

ntly empty.

Previously Read Messages

ntly in progress. Click here to view it.

ndar My Rotation Schedule

chedule

/ 2019

August 2019

Wed	Thu	Fri	Sat
3	4	5	6
10	11	12	13
17	18	19	20
24	25	26	27
31	1	2	3

Sun	Mon	Tue	Wed	Thu	Fri	Sat
4	5	6	7	8	9	10
Surgery						
11	12	13	14	15	16	17
Surgery						
18	19	20	21	22	23	24
Surgery						
25	26	27	28	29	30	31
Surgery		CHEO PICU				
1	2	3	4	5	6	7
CHEO PICU						
		Vacation				

Sun	Mon	Tue	Wed	Thu	Fri	Sat
CHEO PICU						
Vacation						
8	9	10	11	12	13	14
CHEO PICU						
Vacation						
15	16	17	18	19	20	21
CHEO PICU						
22	23	24	25	26	27	28
CHEO PICU		Infectious Disease-Allergy-PHO				
Vacation						
29	30	1	2	3	4	5
Infectious Disease-Allergy-PHO						

CHEO PICU

EPAs mapped to this rotation:

Objective	Likelihood	Priority
C1	Likely	!
C4	Likely	!
F6	Very Likely	!
F7	Very Likely	!

No results found

Rotation Schedule and CBME

The screenshot shows a web application interface for selecting an EPA. At the top, there is a "Select Date of Encounter" field with a calendar icon. Below it is a "Select an EPA" dropdown menu with the text "Click here to select an EPA" and a help icon. The dropdown menu is open, showing a search bar with the placeholder "Begin typing to search...". Below the search bar, there are three filter preset buttons: "Current Stage EPAs", "Current Rotation EPAs" (highlighted with a red box and a mouse cursor), and "Priority EPAs". The "Current Rotation EPAs" section lists three items: "C1: Management of acute problems in children/adolescents", "C2: Management and coordination of care for children/adolescents with multiple medical co-morbidities and/or chronic problems.", and "Priority EPAs". The "Priority EPAs" section lists three items: "D1: Basic assessments of children/adolescents across clinical settings", "D2: Compose pediatric specific orders and prescriptions", and "F1: Assessment and diagnosis of common acute problems of children/adolescents".

Select Date of Encounter

Select an EPA Click here to select an EPA ?

Begin typing to search...

Filtering Items by EPA

Filter Presets

Current Stage EPAs Current Rotation EPAs Priority EPAs

Current Rotation EPAs

- C1: Management of acute problems in children/adolescents
- C2: Management and coordination of care for children/adolescents with multiple medical co-morbidities and/or chronic problems.

Priority EPAs

- D1: Basic assessments of children/adolescents across clinical settings
- D2: Compose pediatric specific orders and prescriptions
- F1: Assessment and diagnosis of common acute problems of children/adolescents

All Rights Reserved. Privacy Policy

Elentra

